




SO WHAT ELSE

CAN WE DO TO HELP?

PROBLEM


Thousands of children are left alone, unsupervised and without access to healthy food during out-of-school time hours

Covid-19 has amplified this problem, and has put many children and families from low-income communities at risk of experiencing hunger and food insecurity



SOLUTION

SO WHAT ELSE OFFERS A TRIPOD OF SERVICES



SERVE KIDS

Free enrichment programming
and meals during out-of-school
time hours



SERVE COMMUNITY

Food pantry and
home/neighborhood delivery of
nutritious food



HELP KIDS SERVE THE COMMUNITY

Offering ample opportunities for
citizens of all ages to give back to
their community

PROBLEM STATS

1 IN 7

Children experience food insecurity on a daily basis

212,455

Children in Maryland and DC are left unsupervised during out-of-school time hours

20%

Food insecurity has increased to affect up to 20% of US children since COVID-19

HOW SWE SOLVES THEM

FOOD SECURITY

SWE provides 5-10 healthy meals per week, per person to 445,000 individuals per year

YOUTH PROGRAMS

SWE offers 102 after school programs, spring/summer camps & teen leadership clubs per year

ACCESSIBILITY

Programs are free and accessible to everyone in the communities served

OVERVIEW

SO WHAT ELSE PROVIDES THESE SERVICES TO CHILDREN AND FAMILIES FROM LOW-INCOME HOUSEHOLDS:



EMERGENCY HUNGER RELIEF

SWE is now one of the largest hunger relief agencies in the Greater Washington Area--With the most "open walk-up hours" of any pantry in Maryland. SWE is also the largest provider of free basic necessities like diapers, clothing and school supplies.

YOUTH DEVELOPMENT

SWE's 102 in-person after school programs and summer camps provide students safety, food security and positive mentorship for students during out-of-school time

VOLUNTEER OPPORTUNITIES

SWE aims to be a conduit through which citizens of all ages can "pay it forward" to their community



HOW IT WORKS





**MEALS HAVE BEEN SERVED TO
CHILDREN AND FAMILIES IN THE
BALTIMORE-WASHINGTON METRO
SINCE MARCH 9TH, 2020**

37
MILLION



EMERGENCY HUNGER RELIEF PROGRAM



IMPACT ON THE COMMUNITY

INCREASE FOOD SECURITY

Amongst 445,000 of our neighbors

INCREASE ACCESS TO HEALTHY FOOD

By distributing nutritious food directly to the families with the highest need

INFANT AND TODDLER WELLNESS

By delivering over 4.5 million baby items such as diapers, clothing and baby food

INNOVATE FOOD SYSTEMS

Creating food security by redirecting 45 million pounds of rescued food from entering landfills and into the hands of food insecure populations and compost bins for community gardens

YOUTH DEVELOPMENT



IMPACT ON THE COMMUNITY

KEEP CHILDREN SAFE & ENGAGED

SWE kept 2,950 children safe during out-of-school time last year

PROVIDE POSITIVE MENTORSHIP

In 55 need based communities, by hiring exceptional team members from within the communities we serve

PROVIDE FOOD SECURITY FOR CHILDREN

Last year, SWE served 45,000 meals to children enrolled in programs


EMPOWER STUDENTS THROUGH SERVICE

SWE students get the opportunity to give back to their community, participating in an average of 10,000 hours of service per year

ACCOMPLISHMENTS

2022

- 445,000 Individuals Served
- 9.5 Million Meals Distributed
- 1.7 Million Diapers Distributed
- 210,000 Pounds of Clothes Distributed
- 10,500 Volunteer Service Hours
- 2,950 Students Served
- 11,000,000 Pounds of Waste Kept Out of Landfills



EXPERIENCE

SWE has partnered with community organizations to feed children since 2009

HIGH-LEVEL ACCESSIBILITY

Unlike other food pantries or afterschool programs, SWE ensures a place for everyone, no qualifications necessary

FLEXIBILITY AND DEDICATION

The SWE team will travel anywhere within a 125 mile radius to rescue and pick up food, 7 days per week

COMMUNITY VOICE

SWE has forged trustworthy bonds, rooted in meeting community needs and requests in addition to hiring staff from within the communities we serve

THE VOLUNTEER BRANCH

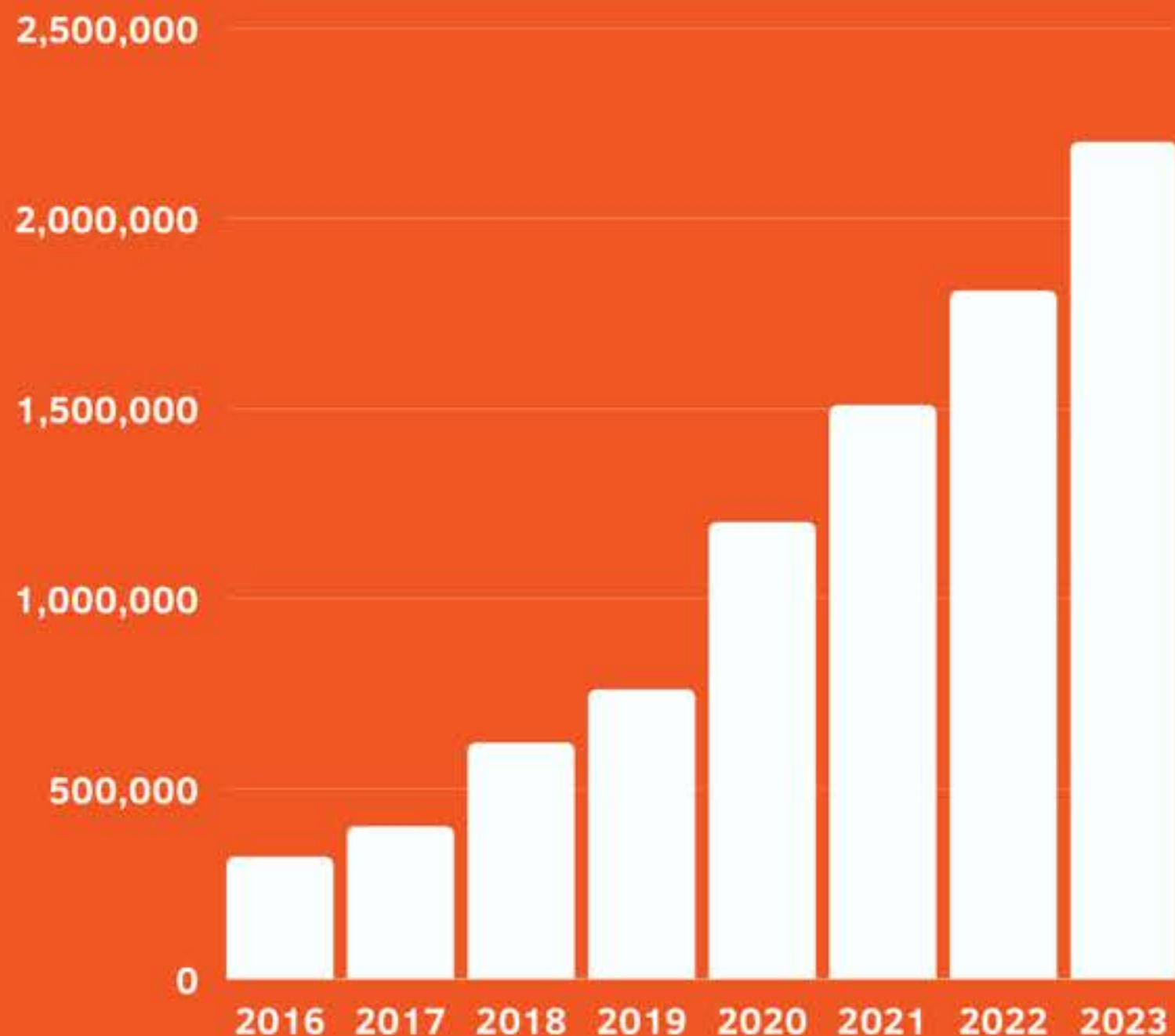
The volunteer branch powers programs by providing thousands of volunteers each year



**WHAT
SETS US
APART?**



WHAT MAKES SWE SUSTAINABLE



SWE OPERATING BUDGET 2016-PRESENT

- General and administrative costs have been kept below 12% for 14 years
- Diversified and balanced portfolio of funding options
- 106 well-respected community partnerships
- SWE's efforts in response to COVID-19 inspire individuals, corporations & foundations to invest in SWE, through winning multi-year grant awards
- Bountiful in-kind labor and donations-totaling \$14 million per year, sustain SWE operations
- Dedicated Board of Directors and Advisory Board
- Annual fundraisers such as the SWE Gala, Golf Event and Chef Event

MEET OUR TEAM



DAVE SILBERT



MEGAN JOE



GOLDIE ROSS



VALERIA FUENTES

I have the audacity to believe that people everywhere can have three meals a day for their bodies, education and culture for their minds and dignity, equality and freedom for their spirits. ~



REV DR.MARTIN LUTHER KING, JR.

CONTACT US

MAILING ADDRESS

6901 Rockledge Drive,
Suite 730
Bethesda, MD 20817

EMAIL ADDRESS

dsilbert@sowhatelse.org

PHONE NUMBER

240-602-0486

WEBSITE

<https://www.sowhatelse.org/>

SOCIAL MEDIA

@sowhatelsehelps